

English



29th

TOUR DE OKINAWA

第29回
ツール・ド・おきなわ
2017大会

熱帯の花となれ
風となれ

2017.11.
11 (sat) - **12** (sun)

特別協賛



KEIRIN
00

この事業は、競輪の補助を受けて実施します。

公益財団法人 JKA
<http://hojo.keirin-autorace.or.jp>

2017ポスター公募選定作品 デザイン：堀内 啓造
大会ロゴ揮毫：竹崎 久仁衣

ツール・ド・おきなわ
公式サイト www.tour-de-okinawa.jp



主催：NPO法人ツール・ド・おきなわ協会/北部広域市町村圏事務組合/(公財)日本自転車競技連盟 主管：ツール・ド・おきなわ大会実行委員会
後援：自転車活用推進本部 内閣府 経済産業省 スポーツ庁 国土交通省 沖縄県 (公財)JKA (一財)自転車産業振興協会 (一財)日本自転車普及協会 (公財)日本サイクリング協会
沖縄県サイクリング協会 沖縄県自転車競技連盟 (一社)沖縄県サイクルスポーツ振興協会 沖縄県バイクロジ-をすすめる会 沖縄県教育委員会 (公財)沖縄県体育協会
沖縄県金融協会 (一財)沖縄観光コンベンションビューロー 米国総領事館 国頭地区市町村教育委員会協議会 北部市町村会 北部振興会 (公社)北部地区医師会
(一社)沖縄県建設業協会北部支部 (一社)沖縄県建設産業団体協議会 北部地区連合婦人会 (公社)名護青年会議所 北部地区商工会協議会 名護地区交通安全協会
本部地区交通安全協会 石川地区交通安全協会 名護市商工会 (公財)名護市観光協会 本部町観光協会 国頭地区体育協会 名護市体育協会 中部広域市町村圏事務組合
南部広域市町村圏事務組合

北部12市町村の絆



Convention Schedule

11/10 FRI	15:00 ~ 20:00	Entrant Enrollment [Distribute Number Tags]	Nago Indoor Gymnasium
		Touring Around Okinawa Island Course	//
		Yanbaru Century Ride	//
		Challenge Cycling	//
		Ie island Family Cycling	//
		Iheya island Cycling	//
	15:30 ~ 16:30	Orientation : Touring Around Okinawa Island Course	//
	(1st)	Yanbaru Century Ride	//
	18:30 ~ 19:30	Orientation : Touring Around Okinawa Island Course	//
	(2nd)	Yanbaru Century Ride	//

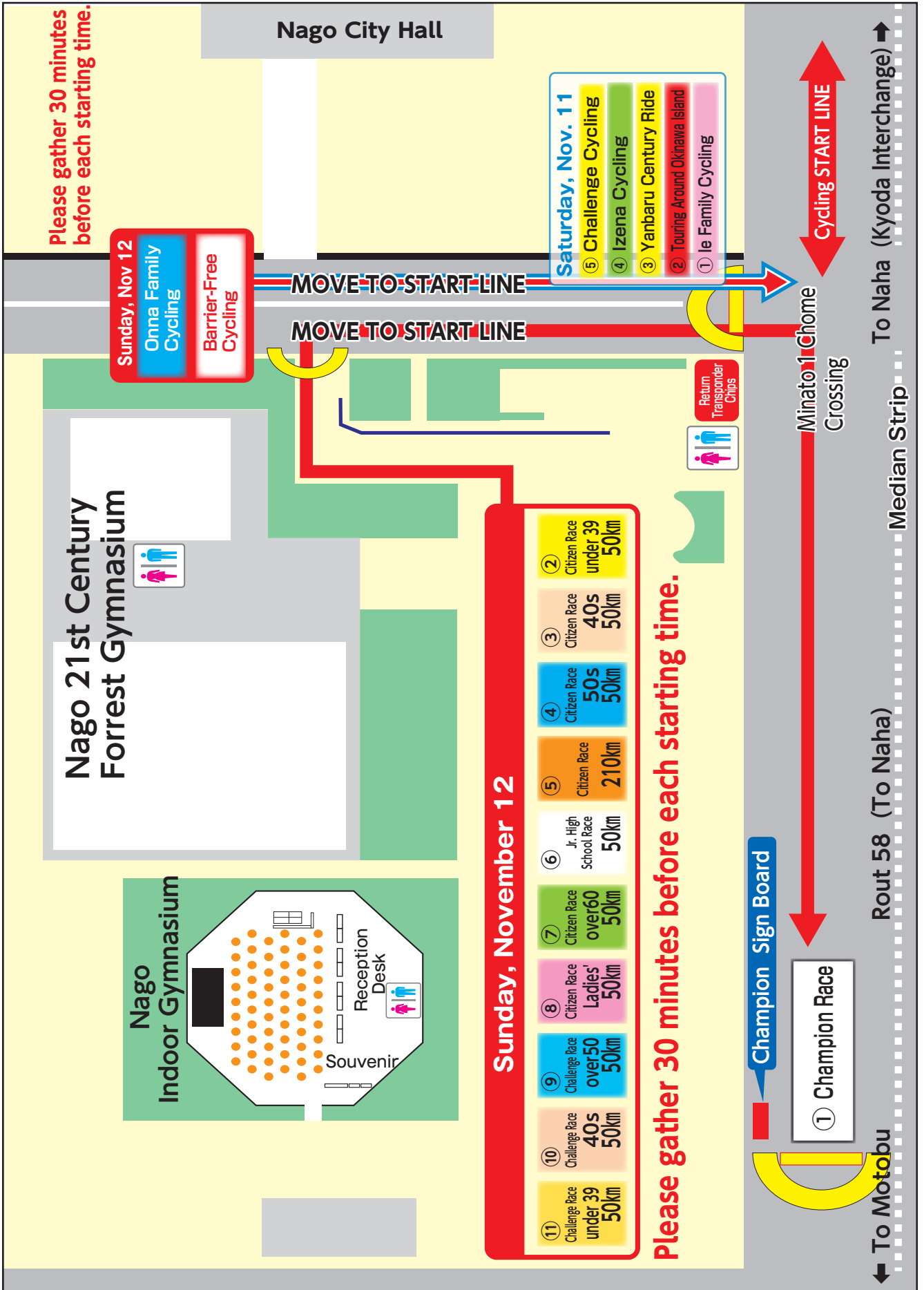
11/11 SAT	06:00 ~ 06:30	Roll Call (Begin ~ End)	Minato 1 chome Crossing
	07:00 ~ 07:30	Starts Ie island Family Cycling	//
		Starts Touring Around Okinawa Island Course	//
		// Yanbaru Century Ride	//
		// Iheya island Cycling	//
		// Challenge Cycling	//
	08:00 ~ 17:00	Uni-Cycle Session	Nago Civic Hall Parking Lot
	16:30 ~ 18:00	Shuttle Bus Departure (100km,140km Race to Kunigami)	Nago Civic Hall
	16:00 ~ 19:00	Finish Yanbaru Century Ride	Nago 21st Century Forrest Gymnasium
		// Challenge Cycling	//
		// Ie island Family Cycling	//
	12:00 ~ 18:00	Entrant Enrollment [Distribute Number Tags & Chips] : Each Races for Sunday	Nago Indoor Gymnasium
		Entrant Enrollment [Distribute Number Tags] : Cycling Events for Sunday	//
	16:00 ~ 17:30	Champion Race Reception Party [Invitee only]	Nago City Municipal Hall Medium Hall

11/12 SUN	Roll Call (30 min before the starting time)		Nago 21st Century Forrest Gymnasium
	06:45 ~ 08:00	Start Men's Champion Race	Crossing In front of Nago Tennis Court
		// Citizen Road Race (All 210km, All 50km)	//
		// Challenge Race 50km	//
		// Barrier-Free Cycling	Minato 1 chome Crossing
		// Onna Family Cycling Course	//
	07:00	Departure Road Race Spectator Bus Tour	Nago 21st Century Forrest Gymnasium
	08:12 ~ 09:30	Finish All Citizen Road Race 50km finishing sequentially	Crossing In front of Nago Tennis Court
	09:00 ~ 12:00	Go Go Tricycle	Nago Midst Community Hall West Parking Lot
	09:05 Approx.	// Kids' Race 10km	Nakao Control Gate
	09:20 Approx.	// Citizen Road Race 140km	//
	09:30 Approx.	Start Junior International Road Race 140km	Road Station Yui Yui Kunigami
	09:45 Approx.	// Women's International Race 100km	//
	10:08 Approx.	// Citizen Road Race 100km - Age Under 39	//
	10:16 Approx.	Start Citizen Road Race 100km - Age Over 40	Oku Yanbaru no Sato
	12:00 ~ 14:20	Finish Men's Champion Race	Crossing In front of Nago Tennis Court
		// All other races finishing sequentially	//
	15:00 ~	Finish Touring Around Okinawa Island Course	Nago 21st Century Forrest Gymnasium
		// All other cycling courses finishing sequentially	//
	15:00	Arrival Road Race Spectator Bus Tour	Nago Indoor Gymnasium
	15:00 ~ 17:00	[Ending Ceremony • Awards Ceremony • Social Gathering Party]	Nago Indoor Gymnasium

* The schedule or the start time could be changed without advance notice.

Convention Area Map ①

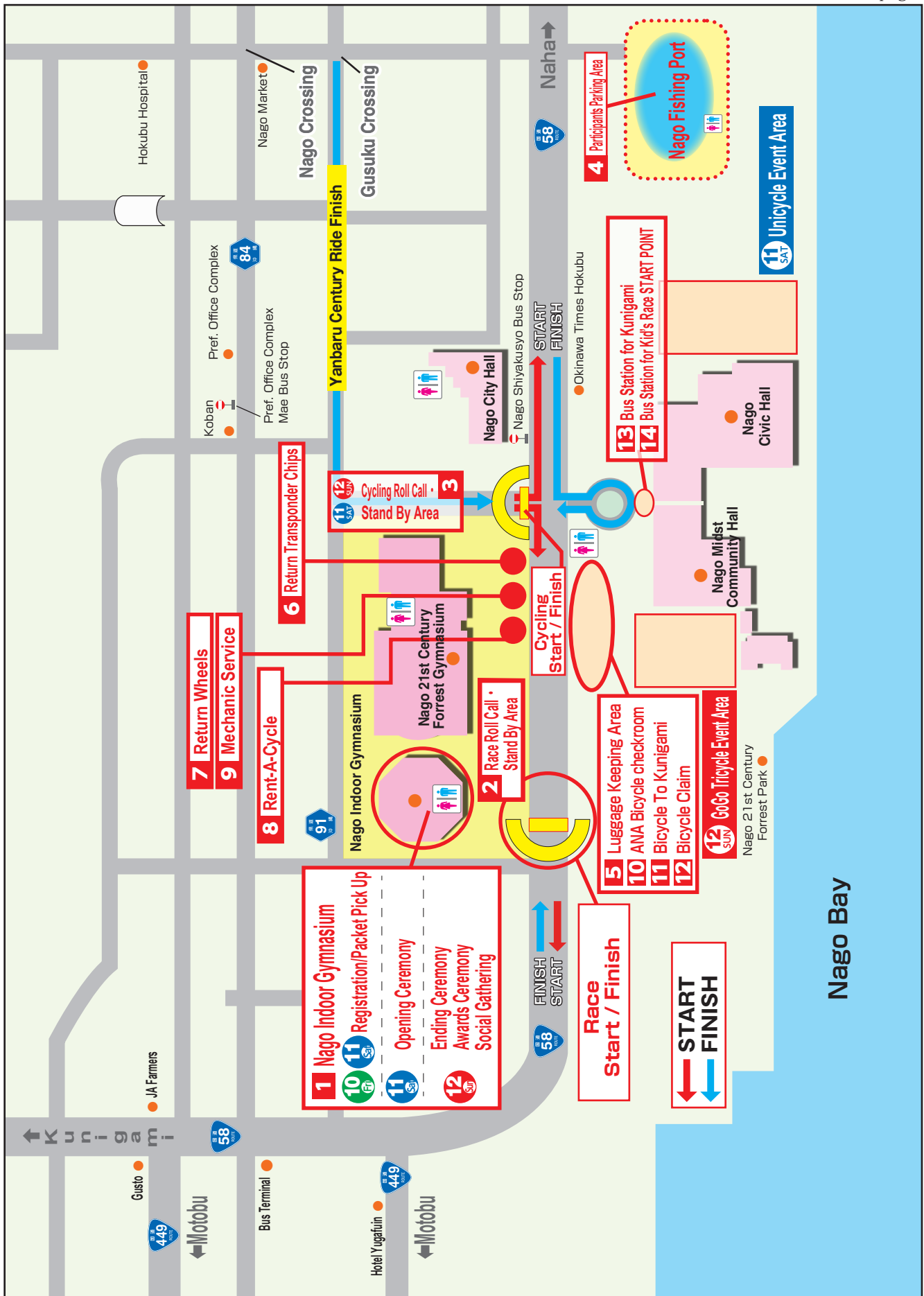
◆ Start Area



Convention Area Map ②

◆ Convention area

The numbers are related to the details on the next page.



Convention Area Descriptions

1. Nago Indoor Gymnasium (Main Event Site)

All participants must register and receive the event packet at 21st Century Forest Gymnasium within the time listed below.

DATE	REGISTRATION TIME	CATEGORIES
November 10th (Friday)	15:00~20:00	Touring Around Okinawa Island · Yanbaru Century Ride · Ie Island Cycling Iheya Island Cycling · Challenge Cycling
November 11th (Saturday)	12:00~18:00	All the races including Onna Family Cycling · Road Race Spectator Bus Tour

• 11/10 (Fri) Orientation for "Touring Around Okinawa Island Course" and "Yanbaru Century Ride" will be held at 21st Century Forrest Indoor Gymnasium.

Orientation			
1st	15:30~	2nd	18:30~

※ For those who participate 2 events among with "Yanbaru Century Ride", "Ie Island Cycling" or "Challenge Cycling", both events can be registered at the same time.

※ Awards ceremony, Ending Ceremony, and Social Gathering will be held in this site at 15:00 on Sunday, November 12.

2. Race Roll Call·Stand By Area

• Race Program (Except 140km、100km、Kids 10km)
Please gather 30 minutes before each starting time.

3. Cycling Roll Call·Stand By Area

※ Cycling categories for both 11/11 (Sat) and 11/12 (Sun)
※ Please gather 30 minutes before each starting time.

4. Parking Area

• Nago Fishing Port will be the main parking area during the Event on 11/10 (Fri) through 11/12 (Sun).
※ From the Parking Area (4) to the Main Events Site (1) is 10 min. by walking.

5. Temporary Baggage Keeping Area

Temporary Baggage Keeping Area	
Nov. 11 (Sat)·12 (Sun)	06:00~07:30
Nov. 11 (Sat)·12 (Sun)	08:30~18:00

6. Return Transponder Chips

Return Transponder Chips	
Nov. 12 (Sun)	08:00~17:00

7. Return Wheels

Nov. 12 (Sun)	
All 50km Categories	11:00~12:00
210km·140km·100km	15:00~17:00

※ Time for Returning Wheels may delay depending on the race situations.

10. ANA bicycle checkroom

• ANA intended for customers of departure from Naha Airport on November 13(10:30~17:00), we keep your bicycle in advance as the tournament venue for free.

Also, Bicycle that you have entrusted to us are installed in booking flights of November 13 and we will return at the arrival airport.

11. Bicycle Check-In for Kunigami Area

Bicycle Check-In for Kunigami Area	
Nov. 11 (Sat)	13:00~18:00

■ Free Transportation Service without Packing = FREE

■ Paid Transportation Service with Packing = ¥2,100 (Tax Included)

※ Both above services DO NOT guarantee for damages or scratches on your bike nor compensations for them.

※ This service is from Nago Civic Hall to START POINT for 100km and 140km only.

12. Bicycle Claim Area

Bicycle Claim Area Nov. 12 (Sun)			
All 50km Categories	11:00~12:00	210km·140km·100km	15:00~17:00

※ The arrival time of the cargo truck may delay depending on the race situations or the number of cut-off people.

13. Shuttle Bus Service to Kunigami

• Shuttle Bus Service to Kunigami (Saturday, Nov. 11 ONLY)

	In front of Nago Civic Hall	Okuma Resort Entrance	Kunigami Village Office	Bus Stop: Welfare Center
1st Run	16:00 Departure	16:50 Arrival	17:10 Arrival	17:20 Arrival (Last)
2st Run	17:30 Departure	18:20 Arrival	18:40 Arrival	18:50 Arrival (Last)

※ From Nago City to Kunigami Village: About 50 minutes.

※ Participants staying at Hotel Kunigami or Izumiya will get on and get off at "Kunigami Village Hall".

※ If you stay at Yanbaru Kuina Inn, get off at the bus stop where "welfare center".

14. Shuttle Bus Service for Kid's Race

< (Nakao in Nago City)

Nago Civic Hall	
6:30 Departure	

※ Sunday, November 12 ONLY.

<Shuttle Bus Service to Ada Garden Hotel (Ada in Kunigami Village)>

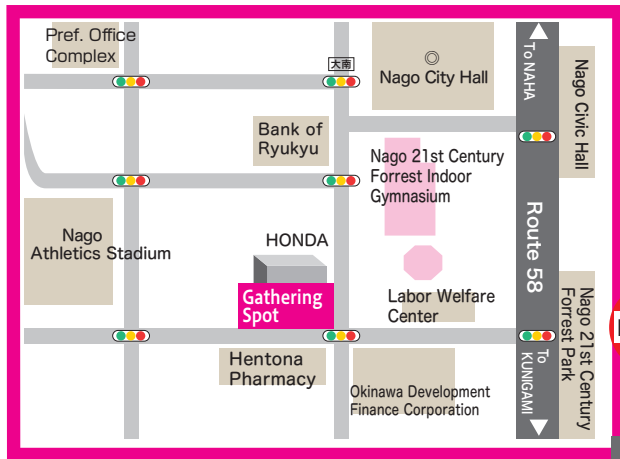
	Nago Civic Hall	Ada Garden Hotel
1st Run	16:40 Departure	18:00 Arrival (Last)

※ About 1 hr. 20 min. from Nago City to Ada Section of Kunigami.

※ NOTICE: Those who return to the accommodation at Kunigami area, please go back by on your own after the competition is finished on Sunday, November 12. The shuttle bus is not available from Nago where the main event venue is.

Convention Area Map ③

◆ Enlarged View



**観戦バスツアー発着場所
拡大図**
Road Race Spectator
Bus Tour DEPARTURE
Area Map



Road Race Spectator
Bus Tour DEPARTURE

12 Sun
• Awards Ceremony
• Social Gathering Party



Social Gathering
Party Food Booth

Labor Welfare Center
AID

Bike Rack

11 Sat
Receptionist's Desk

12 Sun
• Award Center
• Recording, Completion
Certificate Issuance

*Bicycle
Prohibited
Area*

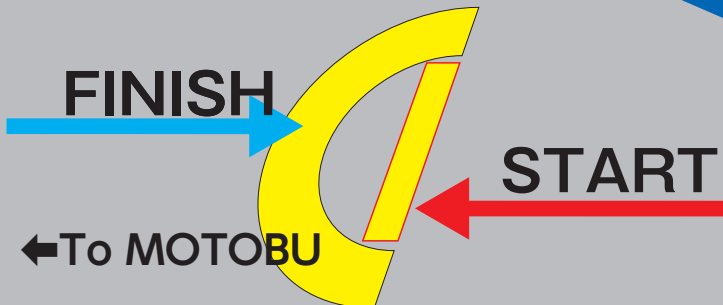
Information Desk
Goods Shop
Road sta.
RBC
SEAOs



Event Main Office
Secretariat

SUGURIMUN
Domino's Pizza
Makoto Mochi
Road sta. Haneji


Champion Sign Board



Rout 58 (Lane to Naha)

Median St

※ From the Event Parking Area to the Main Events Site is 10 min. by walking.



大会駐車場(名護漁港) [拡大MAP]

Event Parking Area (Nago Fishing Port) Map

名護市21世紀の森体育館

Nago 21st Century Forrest Gymnasium



Cycling Sports Competition for Citizens: Rules for Road Races

Tour de Okinawa will be held in accordance with rules established by JCF (Japan Cycling Federation).

Time limits are established at several points throughout the race course and riders will be eliminated from the race if they fail to go through those points by those specified times.

1. Riders' rights and responsibilities:

- ◆ Follow the race regulations and the Traffic Law of Japan.
- ◆ Riders who cause damages to others' or public properties are liable for the damages even during the race.
- ◆ Enter the race with a bicycle which has been well-maintained.
- ◆ Riders may lend, borrow or exchange foods, drinks, tools, bicycle parts, etc.
- ◆ Riders may take advantage of services provided by the organizer's neutral cars.
- ◆ Have words and conducts of sportsmanship all the time.

2. Refreshments

- ◆ Refreshment shall be supplied at fixed feeding stations, located at two points below:

Place	Citizen210km Races	Citizen140km Races	Citizen100km Races	Citizen50km Races
Fukugawa Dam 1st	● (82km point)	—	—	—
Fukugawa Dam 2nd	● (134 km point)	● (70km point)	—	—
Gesashi Point	● (174km point)	● (109km point)	● (65km point)	—

- ◆ The organizer will provide water or energy drink at those stations:
(Plastic bottles with blue label: energy drink; without label: water)
- ◆ Discard the provided bottles at designated points

3. Neutral Vehicle

- ◆ The organizer provides neutral vehicle services (automobiles and motorcycles) that supply spare wheels. Spare wheels are of SHIMANO with 10 gears. Those who borrowed a wheel must return the wheel and retrieve one's own wheel at "Bicycle Wheel Claim" (Appendix 1 See area map (VII)) after the race, after the cargo truck has arrived at the area and 5:00 PM.
- ◆ Riders must change the borrowed wheel with one's own wheel on their own.

4. Dropping out or being eliminated from the race:

- ◆ Acts of pushing other riders are prohibited under any circumstance and failing to obey the rule will result in being eliminated from the race.
- ◆ Riders dropping out of the race must return their numbers to a race commissar.
- ◆ Organizer establishes several control gates—those gates are called or written as "check points in some other documents—and cut-off times are established at those gates. Failing to pass through each of the gates before those times will result in being eliminated from the race. Disqualified riders must not continue riding back to the finish line.
- ◆ Disqualified riders must follow the commissars' directions to pull over, and return one's numbers and transponder.
- ◆ Riders who are disqualified at a control gate will be picked up by a broom wagon which will take those riders back to the race head quarters; so when you are eliminated from the race, stop competition and wait for the broom wagon to pick you up. Your bicycle will be loaded and transported by a cargo truck dispatched by the organizer. Retrieve your bicycle at "Bicycle Claim" (Appendix 1 See area map (V)) after the race, after the cargo truck has arrived at the area and 5:00 PM.
- ◆ Table of Cut-Off Times at each of Control Gates (or check points)

Municipality	Check Point	Time Limit	Citizen Road Race 210km	Citizen Road Race 140km	Citizen Road Race 100km	Citizen Road Race 50km
Motobu Town	Motobu Butterfly Garden	8:30	●	—	—	●
Nakijin Village	Nakijin Amesoko Otabaen Mae	9:05	●	—	—	●
Nago City	Nakao Iriguchi	9:20	●	—	—	●
Ogimi Village	Ogimi-son Municipality Office	9:20	●	—	—	—
Kunigami Village	Fukugawa Dam (1st)	10:20	●	●	—	—
Kunigami Village	Oku Kyodobaiten	10:45	●	●	—	—
Kunigami Village	Yona Check Point (2nd)	11:30	●	●	●	—
Kunigami Village	Fukugawa Dam (2nd)	12:00	●	●	●	—
Higashi Village	Miyagi Seeding Center	12:50	●	●	●	—
Nago City	Abu	13:35	●	●	●	—
Nago City	Kawakami	14:00	●	●	●	—

5. Handlebars:

- ◆ Riders shall wear a helmet and use Road Racer approved by JCF or by national federations of their own countries.
- ◆ Use of a bull-horn shaped handlebar, a clip-on handlebar or a flat bar is prohibited.
Not accept addition of attachments, only in a dropped handlebar. Also, brakes are not normal, a different in the inch before and after the tire and the disk wheel not accept.

6. Assembly and start:

- ◆ Rider must gather in front of Nago 21st Century Gymnasium 30 min. before the race starts.
(Appendix 1 See area map (II))
- ◆ After arriving at the area, follow the directions of the race staffs to proceed to the start line.
- ◆ As for starting order, riders must line up in ascending order from left to right. The athlete's number number 50th assumes it a seeded player. The players except it line up on a first-come-first-served basis.

Cycling Sports Competition for Citizens: Rules for Road Races

7. Affixing racing numbers, helmet numbers, frame numbers, and a transponder:

- ◆ Improper affixation of numbers is subject to penalties. Protests against the penalties will not be accepted.
- ◆ Frame numbers must be affixed on the front frame or seat post. As for helmet numbers, one number must be affixed on the front and two numbers on the sides.
- ◆ As for a transponder, Matrix Inc.'s automatic time measurement system will be used, so each rider must affix his transponder on the front fork. After the race is over, return the transponder at a designated place. (Appendix 1 See area map (VI))

8. After Crossing the Finish Line

- ◆ After crossing the finish line, riders must follow the directions given by the race staffs and return to Nago fishery port. If you park your car at the port, load your bicycle on to your car and wait till the awards/closing ceremony to start at Nago public market's parking space. There will be no space for you to park your bicycle in the down town, so walk from the port to the market.

9. Points to be careful about:

- ◆ Riders must ride safely, paying attention to warning signs and guard fences.
- ◆ Refer to event booklet for points to be careful about. If there is a new point, the organizer will publicize it at the opening ceremony.

10. Awards (Top finishers will be awarded in order of results)

- ◆ The organizer presents a champion jersey, a cup, a certificate and an extra prize to 1st finisher.
- ◆ The organizer presents a certificate, a medal and an extra prize each to 2nd to 3rd finishers.
- ◆ The organizer presents a certificate and an extra gift to each 4th, 5th and 6th finishers.
- ※ The 1st through 3rd finishers will be awarded on the podium while 4th through 6th finishers will be awarded at "Awarding Center." The 1st through 3rd finishers must gather in the stage by 15 minutes. The person who does not attend is disqualified and may be demoted

11. Sprint Award (Municipality Mayors' Awards)

- ◆ A rider who passed a Sprint Point in first place will be awarded with Spring Prize, a certificate and an extra prize from a mayor of each of those municipalities below. Each spring point will be indicated with a signboard and white line.
- ◆ Special Prize Points

Prize Name	Points where prize is set up	Distance
Prize by the Mayors of Motobu Town and Nakijin Village	Nakijin CHECK POINT	20.0 km
Prize by the Mayors of Higashi Village and Ogimi Village	kunigami Village Oku CHECK POINT	161.0 km
Prize by the Mayors of Nago City and Kunigami Village	Nago City Abu CHECK POINT	183.3 km

12. Hill Climb Awards:

- ◆ Riders who passed the hill climb points in the first place will be awarded with a hill climb award, a certificate and an extra prize.
- ◆ Points of hill climb awards:
Near summit of Mt. Terukubi point (1st) and (2nd time).
- ◆ Citizen 210km Race and Citizen 140km Race riders who passed the hill climb points in the first place will be awarded with a hill climb award twice, a certificate and an extra prize.

13. Penalties:

- ◆ Failing to follow the rules and regulations for the citizens' road races may result in being penalized with being degraded or disqualified based on decisions made by commissaires. Protesting against the penalties will not be accepted under any circumstances.

14. Traffic Lanes:

- ◆ As for the use of traffic lanes, priorities will be given to emergency vehicles and commissaire vehicles: when riders see such vehicles, they have to travel the left side of the lane. If it is not safe traveling the left side and riders have no choice but traveling the right lane, follow the directions given by the commissaires and use the right lane. After passing the unsafe section of the course, go back to the left lane.
- ◆ Traveling on the right lane all the time may result in being eliminated from the race or downgraded.

15. Application for objection:

- ◆ The opposition shall be submitted with written as well as deposit of 5,000 yen. (Opposition can be received at the convention secretariat.) If an objection is approved, this deposit will be refunded. Not knowing the rules does not constitute a reason for opposition. For Citizen Race is assumed that the objection of 50 km race will be until 10:30. For Citizen Race of 210 km, 140 km, 100 km series race shall be until 14:45. Those notified of disqualification after 14:45 will be within 30 minutes from the notified time. In principle, we will not accept objections after the above time.

16. Notifications of changes in rules and regulations hereby:

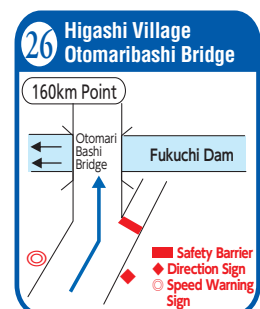
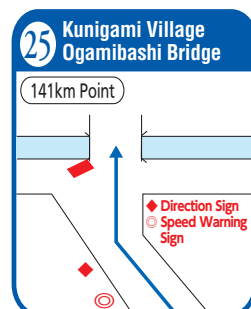
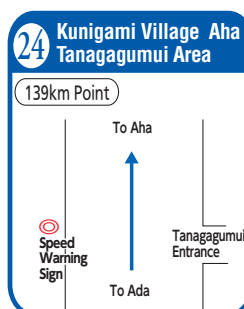
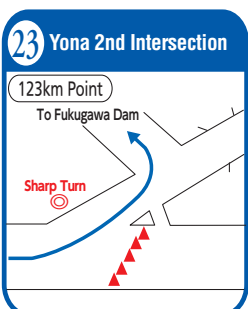
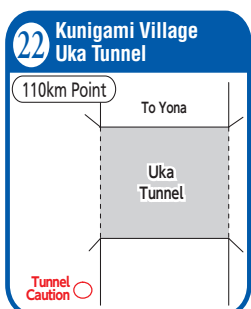
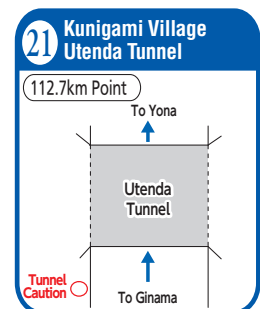
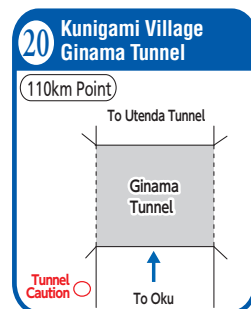
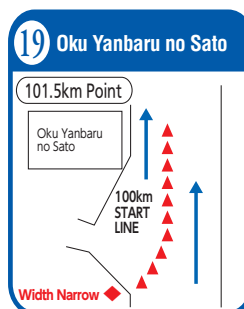
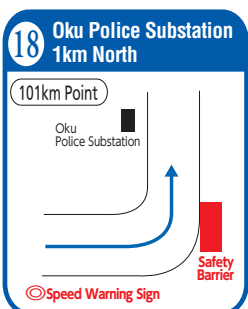
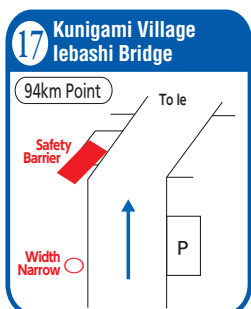
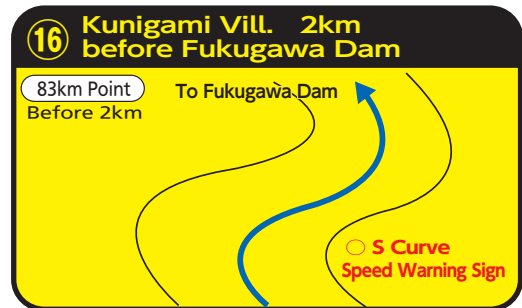
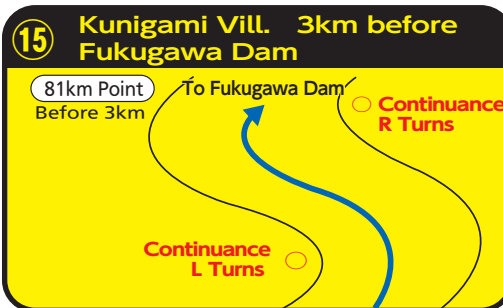
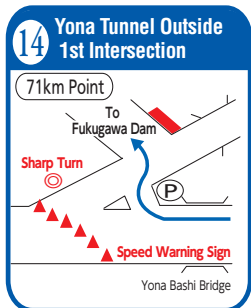
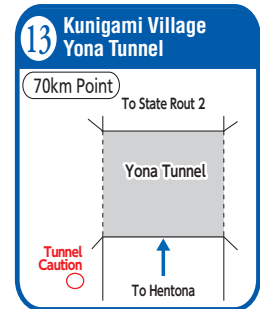
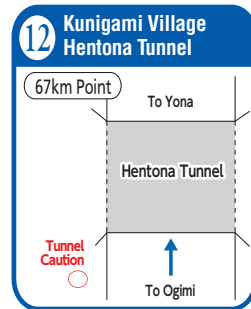
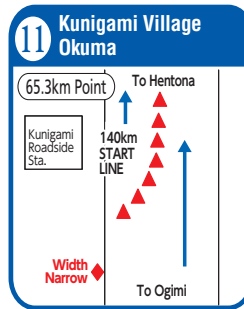

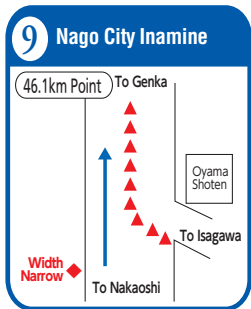
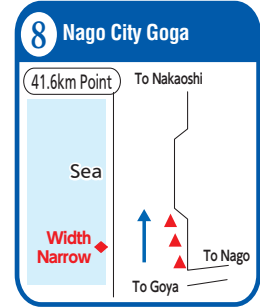
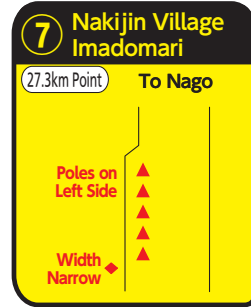
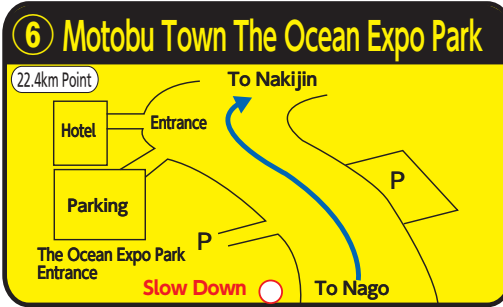
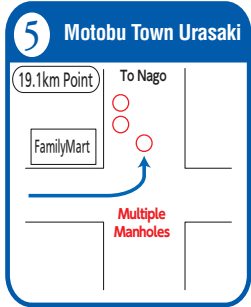
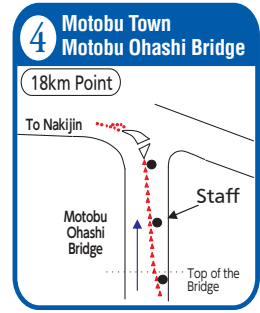
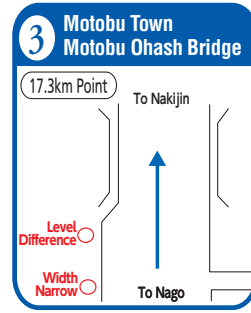
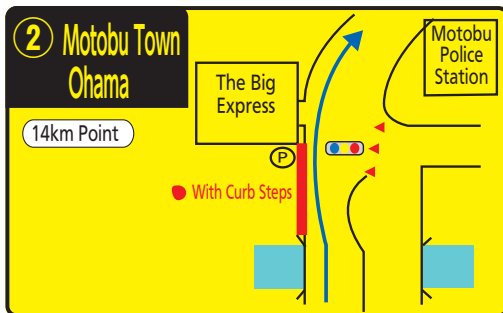
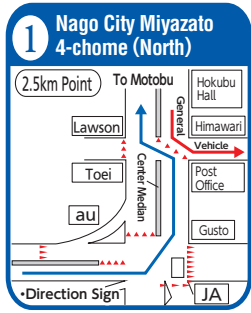
- ◆ In the event of unexpected schedule changes, changes will be announced at the opening ceremony and/or included in an updated event program.

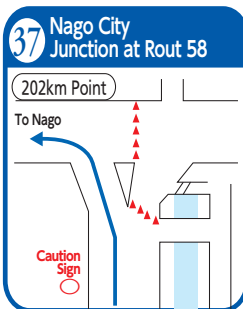
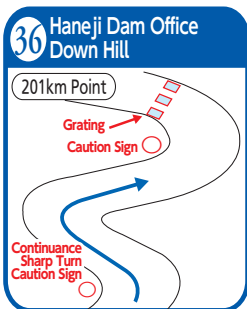
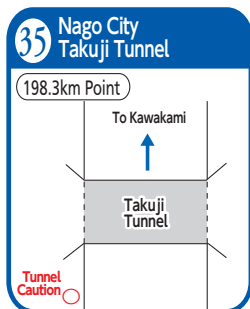
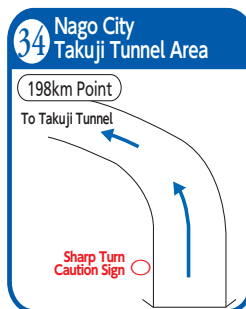
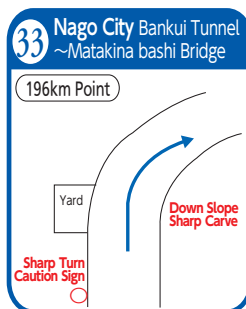
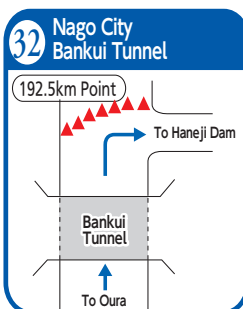
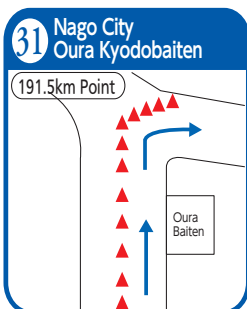
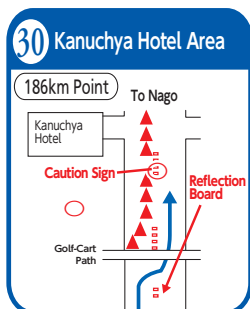
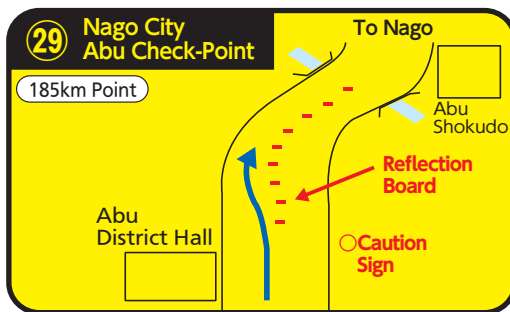
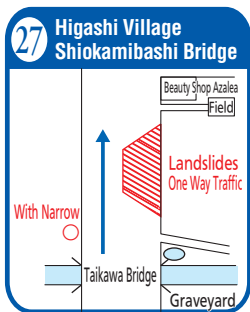
17. Race manners:

- ◆ Based on the 2nd paragraph of article 6 and the 5th paragraph of article 36 of JCF regulation, lack of manners in public, especially such indecent behaviors as urination in public, may result in being disqualified or downgraded.

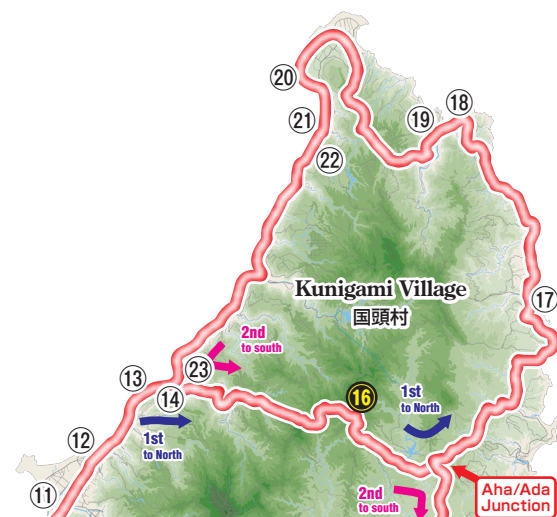
※ These guidelines and rules may change without a previous notice

Caution Areas





During the goal sprint, please stop the act leading to the accident such as skewing or pressing, etc. Violation will be subject to DISQUALIFICATION or DEMOTION.



● Accident black spot

2 6 7 15 16 28 29

Convention Rules and Regulations RACING

Race Program includes 14 categories

1. Number Tags for Race Program

- ☆ Men's Champion Race, Women's International Road Race, Junior International Road Race [W16cm × H18cm]
- ☆ Citizen's Road Race 210km, 140km, and 100km (including Under 39 / Over 40) are [W20.8cm × H18.2cm] TWO pair for ONE set
- ☆ All Citizen's Road Race 50km are [W25cm × H18.2cm] TWO pair for ONE set.

①	Men's Champion Race 210km	Black text on White	1 ~ 199
②	Women's International Road Race 100km	Black text on Pink	201 ~ 299
③	Junior International Road Race 140km	Black text on Blue	301 ~ 399
④	Citizen Road Race 210km	Black text on Orange	401 ~ 899
⑤	Citizen Road Race 140km	Black text on Yellow	1001 ~ 1499
⑥	Citizen Road Race 100km (under 39)	Black text on Green	1501 ~ 1899
⑦	Citizen Road Race 100km (over 40)	Black text on Beige	2001 ~ 2499
⑧	Citizen Road Race 50km (under 39)	Black text on Yellow	2501 ~ 2799
⑨	Citizen Road Race 50km (40s)	Black text on Beige	3001 ~ 3299

⑩	Citizen Road Race 50km (50s)	Black text on Blue	3301 ~ 3599
⑪	Citizen Road Race 50km (over 60)	Black text on Green	3601 ~ 3899
⑫	Jr. High School Road Race 50km	Red text on White	3901 ~ 3999
⑬	Citizen Ladies' Race 50km	Black text on Pink	4001 ~ 4199
⑭	Challenge Race 50km (Under 39)	Black text on Yellow	4201 ~ 4399
⑭	Challenge Race 50km (40s)	Black text on Beige	4401 ~ 4699
⑭	Challenge Race 50km (Over 50)	Black text on Blue	4701 ~ 4899
⑭	Kids Race 10km	Red text on Yellow	4901 ~ 4999

2. Frame Number · Helmet Number

The numbers and color of the tag on your back must match the number and color on your helmet.
(There is no helmet numbers on the helmet.)

3. The tag number for the winner of the previous year (Only for Race Programs)

The winner of the previous year will be given the first number of each race, if they participate.

4. Mounting transponder chip

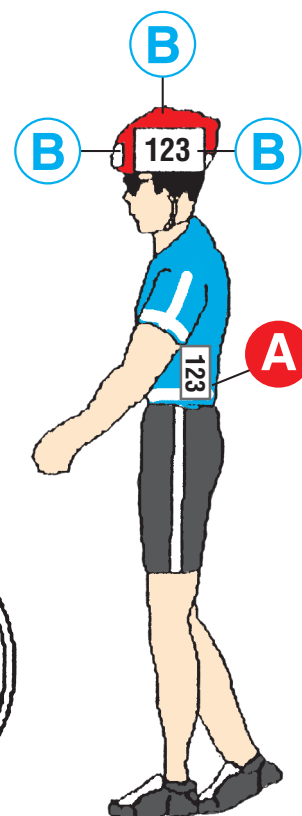

- Because it measures automatically, transponder tip is attached to the front fork of the bicycle.
- Receive it at the "Registration/Packet Pick Up Area (1)" and return it after the race at "Return Transponder Chips Area (6)".

5. Attention on mounting tag number and transponder chip

The mounting of the tag number is as shown below. Do not shrink the tag number.
The transponder chip is attached according to the instruction manual distributed with the tag number at the time of participation registration.

Mounting Tag Number and Transponder Chip

取付位置	
A	Tag Number
B	Helmet Number
C	Frame Number
D	Transponder Chip



Convention Rules and Regulations CYCLING

1. Cycling Program includes 8 categories

- Events : ① Touring Around Okinawa Island Course ② Yanbaru Century Ride
 ③ Cycling Tour for Iheya Island ④ Ie Island Family Cycling
 ⑤ Challenge Cycling Course ⑥ Onna Villege Family Cycling
 ⑦ Barrier-Free Cycling

※ **The cycling program IS NOT a competition and WILL NOT be timed. Try to make it through the finish line safely.**

2. Event Regulations and Notes

- 1 Follow the Japanese Traffic Rules:
 - The Touring Division - the above listed categories - is not a competition and will not be timed.
 - Courses are not under traffic control.
 - Public roads are used for the race; please do not chase or interrupt other riders. Please maintain a single file formation while riding.
 - Please observe the traffic signals as well as stop signs and come to a complete stop at red lights.
 - To prevent obstruction of traffic, accompanying/support vehicles are prohibited.
- 2 Directions Given by Staff:
 - Please do not pass the pace car. (Tour de Okinawa staff cannot help in the event of an accident or provide aid at aid/support stations.)
 - The participants who has judged not to be in time by the administration time at lunch location, collects it once and may move it to the lunch location. Please follow the instructions of the staff.
 - You will be asked to stop riding if staff considers your behavior to be dangerous.
- 3 Maintenance of your bicycle.
 - It is your responsibility to maintain your own bicycle or to have a bike mechanic at a bike shop maintain your bike for you. A poorly maintained bicycle should not be used for the cycling.
 - While on the course, all necessary repairs will be performed by the rider. The support car will not stop.
 - While cycling, you must wear a bicycle helmet.
 - Bicycles should be equipped with lights and reflectors. Please use them during early morning and evening hours and while in tunnels.
- 4 About On Course Accidents:
 - In the event of an accident, staff will provide emergency aid but afterward it is the responsibility of the rider to seek appropriate medical care.
 - If you wish to retire, please follow staff instructions.
- 5 Insurance:
 - Participants are covered disability insurance by the organiser (visit hospital for 2000 yen / hospital stay for 3000 yen / death or sequelae for highest at 5,000,000 yen).
 - However, please buy other insurance on your own if the above insurance is not enough for you.
6. Shipping your bicycle by ferry:
 - Transportation of the bicycle by ferry, will be placed in superimposed on the other bicycle. There is also a possibility to get cracks in the body frame under the influence of waves, etc., however, the organizer is not taking any responsibilities.

- ◇ **It is advised to bring sufficient snacks to avoid medical problems and performance issues**
- ◇ **The course follows public roadways so be cautious of oncoming and passing traffic.**

3. Manage boarding on ferry

- **Motobu Port — Ie Port:** Immediately after arriving at the port, a ferry can be boarded according to the officer's directions. (Ie Island Family Cycling)
- **Unten Port — Nakada Port:** Immediately after arriving at the port, a ferry can be boarded according to the officer's directions. (Cycling Tour for Iheya Island)


4. Certificate of Completion

Receive your Certificate of Completion at Ngo Gymnasium Award Center.
 · The participants of Yanbaru Century Ride or Ie Family Cycling or Challenge Cycling will be given Certificate of Completion at next to General Information place on Saturday, November 12.

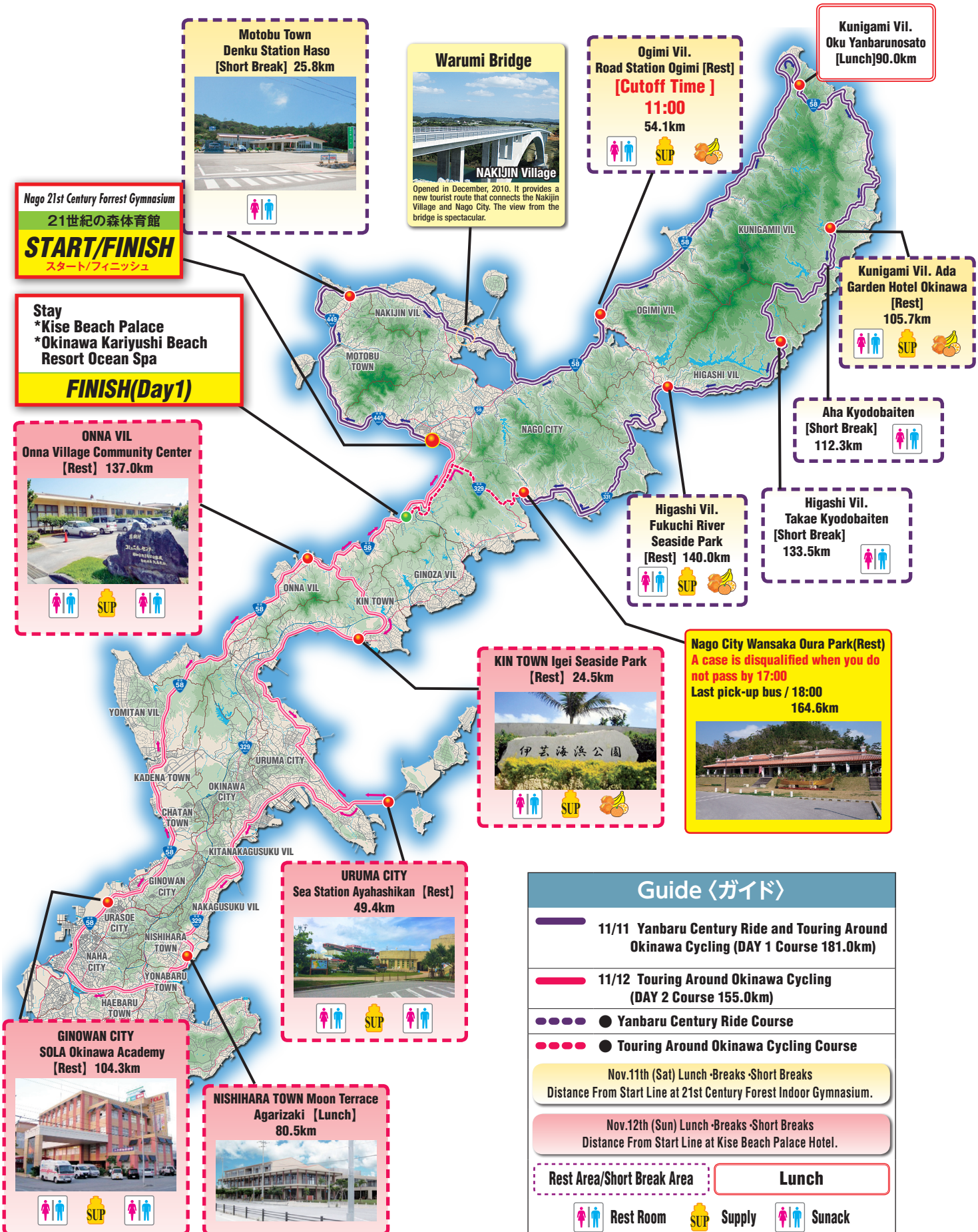
5. Number Tags for Cycling Program

(Size [21cm×24cm]
 Only one tag on your back)

①	Touring Around Okinawa Island Course (Kariyushi Beach Resort)	Black text on White	5001 ~ 5299
②	Touring Around Okinawa Island Course (Kise Beach Palace)	Black text on Red	5301 ~ 5499
③	Iheya Island Cycling (1 Night Stay)	Black text on Green	5501 ~ 5599
④	Challenge Cycling Course	Black text on Blue	5601 ~ 5999
⑤	Yanbaru Century Ride (Categories on Saturday Only)	Black text on Yellow	6001 ~ 6299
⑥	Onna Villege Family Cycling	Black text on Yellow	6301 ~ 6599
⑤	Ie Island Family Cycling (Categories on Saturday Only)	Black text on Pink	6601 ~ 6699
⑦	Barrier-Free Cycling	Red text on White	6701 ~ 6799
⑨	Road Race Spectators Bus Tour		None



Areal Map for Lunch, Breaks, & Short Breaks



11/11.12 339km Touring Around Okinawa Island Course



Schedule for Touring Around Okinawa Island

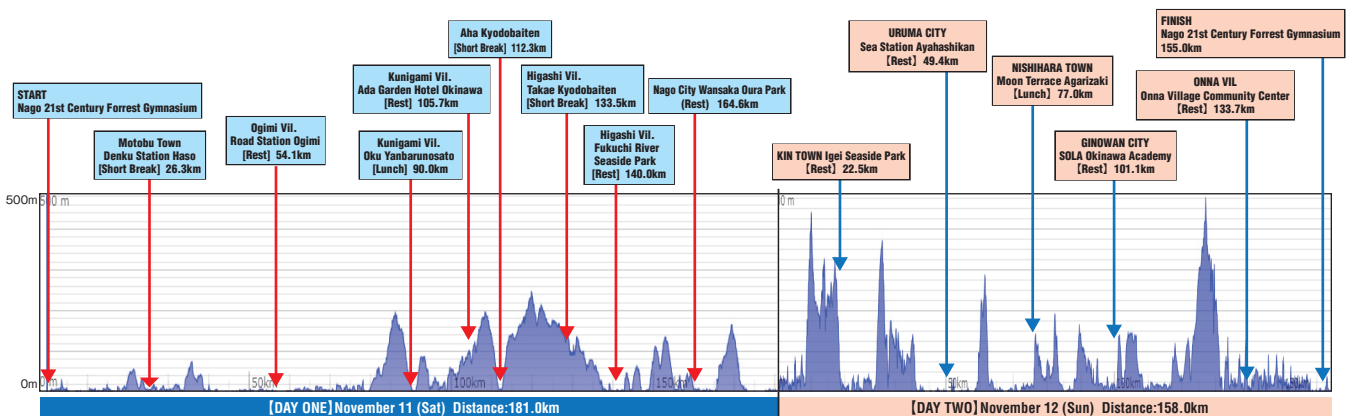
11/11(Sat)

Transit Cities	Transit Points	Leader's Time	Derivation Contents	Remarks
Participants Roll Call & Stand By 6:00-6:30 ※Be sure to take your luggage to Luggage Keeping Area before 6:30				
Nago	START Nago 21st Century Forrest Gymnasium	7:00	Turn Right	
Kunigami VII	Okuyambarunosato(Lunch)	10:10	Turn Right Cross	Lunch
Lunch Time = Arrive between 10:30~13:30				
Nago	Kise Beach Palace	14:02	Finish	Finish Day 1
Free time after arrival (shower or bath each rooms)			Relax	
Dinner at hotel (10F restaurant between 18:00~21:00)				

11/12(Sun)

Transit Cities	Transit Points	Leader's Time	Derivation Contents	Remarks
Participants Roll Call & Stand By 5:50-6:50 ※Be sure to take your luggage to Luggage Keeping Truck before 6:50				
Breakfast at the hotel 5:00-6:45 possibly				
Nago	Kise Beach Palace	7:00	Start Day 2	
Nishihara Town	Nishihara Town moon terrace Agarizaki (Lunch)	9:39	Turn Left	Lunch
Lunch Time = Arrive between 10:00~13:30				
Nago	FINISH Nago 21st Century Forrest Gymnasium	13:15	Touring Around Okinawa Island・FINISH	

Touring Around Okinawa Island Vertical Interval 11/11(Sat)-12(Sun) Entire Distance 339.0km



※ルートが参考。

210km / 140km / 100km under39/100km over40

市民レース 210km 通過予想時間			
通過地点	摘要	先頭時間	関門打切時間
国営沖繩記念公園前	スプリント賞、関門	7:55	8:30
今帰仁 天底	関門	8:12	9:05
仲尾入口	関門	8:24	9:20
大宜味村役場前	関門	8:51	9:20
普久川ダム前	スプリント (1回目)	9:30	10:20
奥共同売店前	スプリント賞、関門	10:00	10:45
与那入口	関門 (2回目)	10:35	11:30
普久川ダム前	関門 (2回目)	10:54	12:00
宮城 (種苗管理センター)	関門	11:37	12:50
安部	スプリント賞、関門	12:17	13:35
川上	関門、左折	12:44	14:00
名護市宮庭球場前交差点	フィニッシュ地点	12:55	14:20

※ ゴールスプリントにあたっては、斜行・押圧等、事故につながる行為は止めて下さい。

市民レース 210km 【要項】

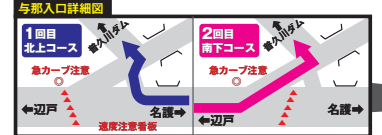
【要項】 ※安全に係る諸注意事項の説明がありますので、必ず出席すること。

- 出発前の招集
 - (1) 日時 / 12日 (日) 7:15 迄に集合する。
 - (2) 場所 / 名護市屋内運動場前
 - (3) 招集 / 選手は、計測チップを確認し、出走の意思を示す。
- スタート予定時間

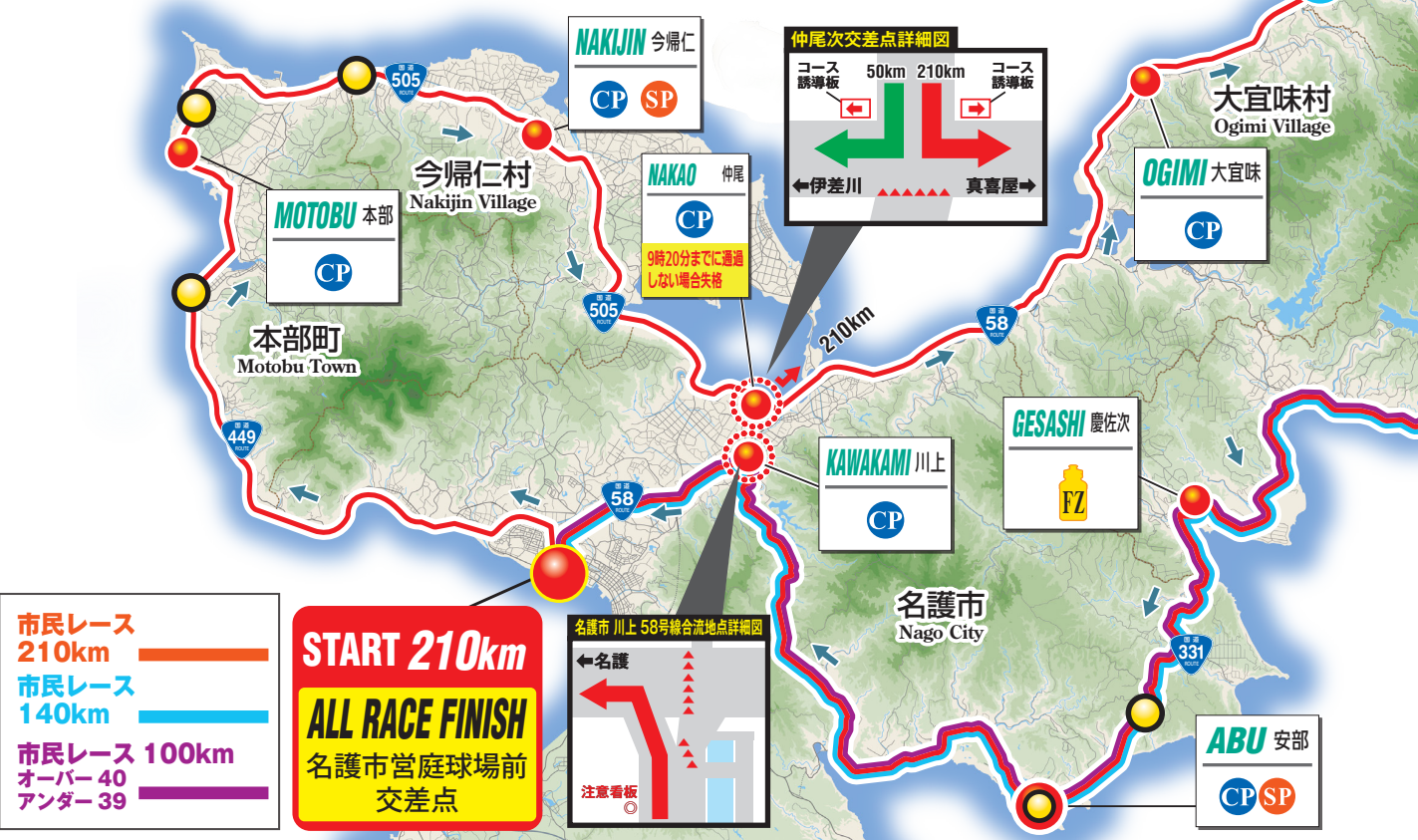
〈7:27〉とする。

事故多発地帯
 ※詳細は10ページの注意箇所をご参照下さい。

- CP CHECK POINT** [打ち切り関門]
※各レース、関門において、打ち切りがあります。
- FZ FEEDING ZONE** [補給所]
- HILL TOP POINT** [山岳賞ポイント]
(1回目と2回目の合計で山岳賞が与えられるポイント)
- SP SPRINT POINT** [スプリントポイント]
※1位で通過する選手にスプリント賞が与えられるポイント



START 140km
 「道の駅」ゆいゆい国頭

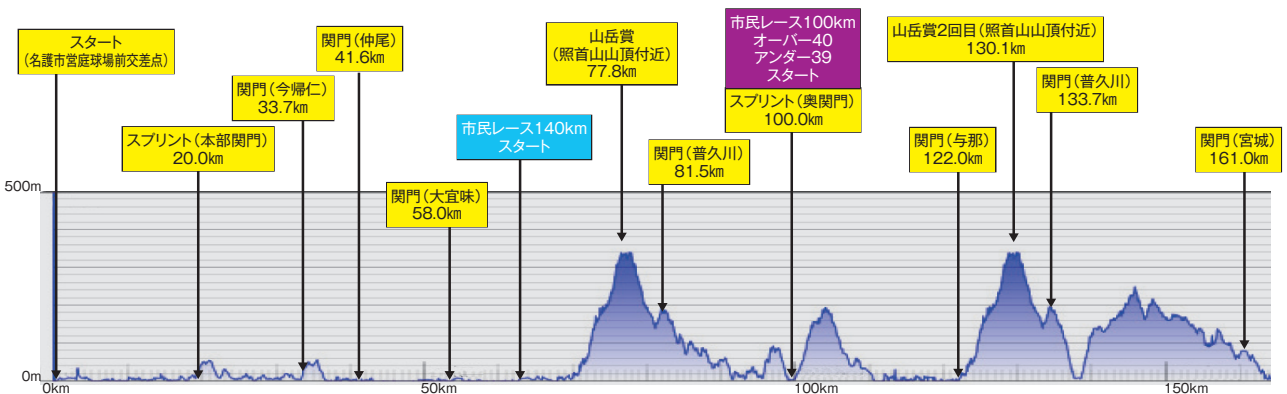


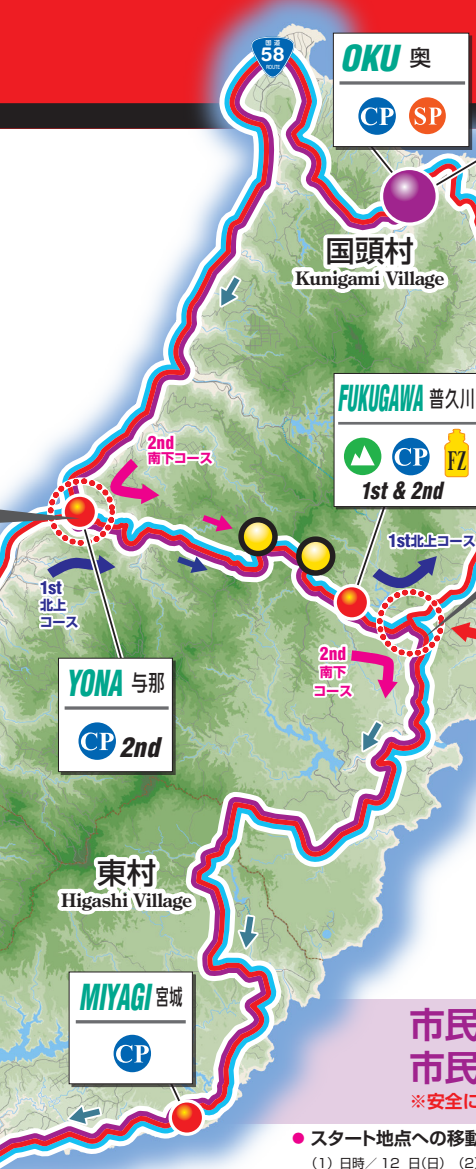
- 市民レース 210km
- 市民レース 140km
- 市民レース 100km
- オーバー 40
- アンダー 39

START 210km
ALL RACE FINISH
 名護市宮庭球場前
 交差点

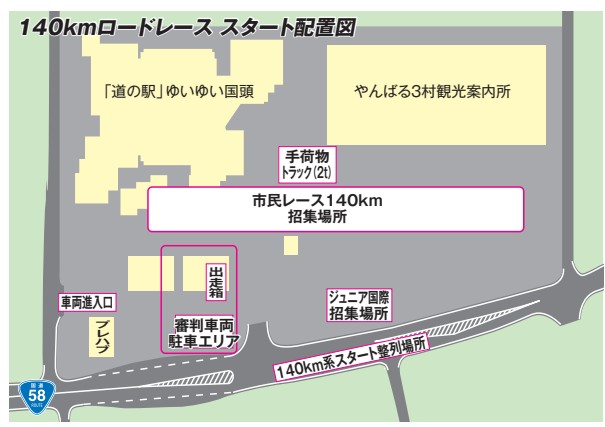
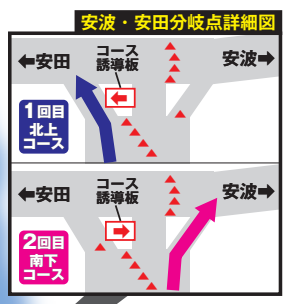


市民レース高低図 (210km・140km・100km)





START 100km 奥やんばるの里



市民レース 140km 【要項】

※安全に係る諸注意事項の説明がありますので、必ず出席すること。

市民レース 140km 通過予想時間			
通過地点	摘要	先頭時間	関門打切時間
普久川ダム前	関門 (1回目)	9:53	10:20
奥共同売店前	スプリント賞、関門	10:23	10:45
与那入口	関門 (2回目)	11:01	11:30
普久川ダム前	関門 (2回目)	11:22	12:00
宮城 (種苗管理センター)	関門	12:10	12:50
安部	スプリント賞、関門	12:44	13:35
川上	関門 左折	13:14	14:00
名護市宮庭球場前交差点	フィニッシュ地点	13:27	14:20

- **出発前の体制**
 (1) オクマリゾートからスタート地点(「道の駅 ゆいゆい国頭」)までは各自自転車で移動する。
 (2) 選手は、スタート地点に到着後、出走確認票を投入しスタートラインへ移動。
- **スタート予定時間**
 「道の駅」ゆいゆい国頭を9:20頃(男子チャンピオンレーススタート後)にスタートする。
- **自転車の預け**
 参加登録後、配布した車番、計測チップを自転車に取り付け指定の場所へ預ける。(無償)

市民レース 100km オーバー 40 【要項】 市民レース 100km アンダー 39 【要項】

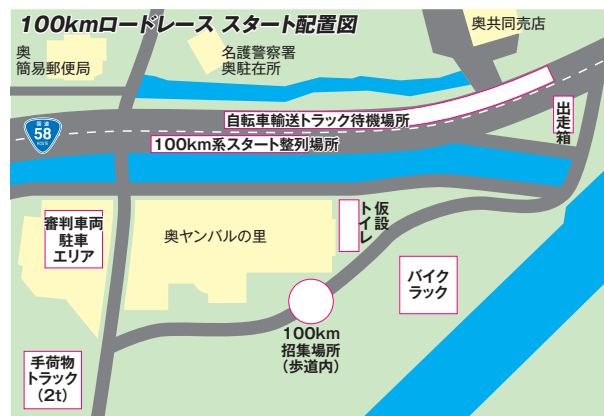
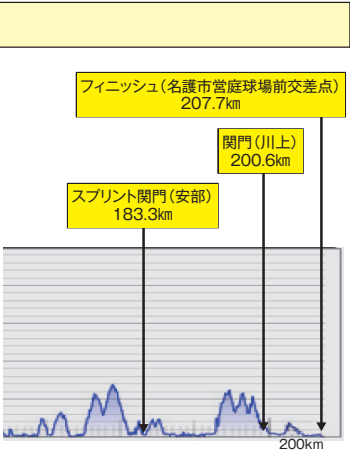
※安全に係る諸注意事項の説明がありますので、必ず出席すること。

- **スタート地点への移動(国頭村オクマリゾート出発)**
 (1) 日時 / 12日(日) (2) 手荷物等積込(6:00~6:30) (3) 専用バス乗車、各スタート地点へ出発(7:00)
- **出発前の体制**
 (1) 奥やんばるの里にて自転車引取後、係員の誘導でスタート場所に移動して待機する。
 (2) 選手は、スタート地点に準備された専用ボックスに出走カードを投入し意思表示をする。
- **スタート予定時間**
 奥やんばるの里をオーバー40は10:00頃、アンダー39は10:15頃(スターターの合図によりスタート)。
- **自転車の預け**
 参加登録後、配布した車番、計測チップを自転車に取り付け指定の場所へ預ける。(無償)

※ **ゴールスプリントにあたっては、斜行・押圧等、事故につながる行為は止めて下さい。**

市民レース 100km[オーバー 40] 通過予想時間			
通過地点	摘要	先頭時間	関門打切時間
与那入口	関門	10:55	11:30
普久川ダム前	関門	11:16	12:00
宮城 (種苗管理センター)	関門	12:05	12:50
安部	スプリント賞、関門	12:44	13:35
川上	関門 左折	13:13	14:00
名護市宮庭球場前交差点	フィニッシュ地点	13:24	14:20

市民レース 100km[アンダー 39] 通過予想時間			
通過地点	摘要	先頭時間	関門打切時間
与那入口	関門	10:47	11:30
普久川ダム前	関門	11:08	12:00
宮城 (種苗管理センター)	関門	11:55	12:50
安部	スプリント賞、関門	12:35	13:35
川上	関門 左折	13:02	14:00
名護市宮庭球場前交差点	フィニッシュ地点	13:14	14:20



50km

市民レース 50km アンダー 39 / フォーティ / フィフティ / オーバー 60
 チャレンジレース 50km アンダー 39 / フォーティ / オーバー 50 / 市民レディース / 中学生レース
CITIZEN ROAD RACE

Citizen Road Race under39/forty/fifty/over60 Challenge Race under39/forty/over50/Women's/Junior highschool

【要項】 ※安全に係る諸注意事項の説明がありますので、必ず出席すること。

● **出発前の招集**

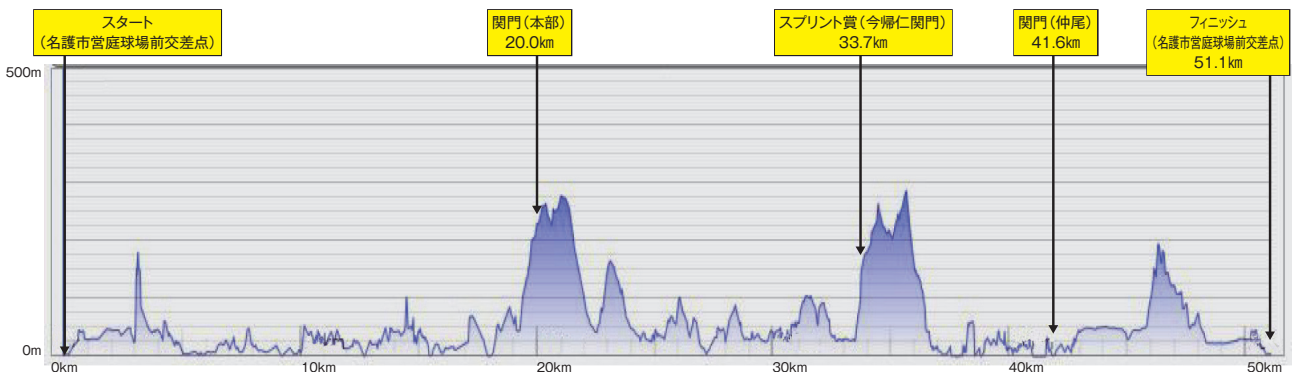
- (1) 日時 / 12日(日) スタート時間30分前迄に集合する。
- (2) 場所 / 名護市屋内運動場前
- (3) 招集 / 選手は、計測チップを確認し、出走の意思を示す。

● **スタートラインへの集結**

招集係の誘導でスタートラインに整列する。

● **スタート予定時間**

市民レースアンダー 39は(7:00)、市民レースフォーティは(7:06)、市民レースフィフティは(7:12)、中学生レースは(7:30)、市民レースオーバー 60は(7:35)、市民レディースは(7:38)、チャレンジレースオーバー 50は(7:41)、チャレンジレースアンダー 39は(7:45)、チャレンジレースフォーティは(7:43)とする。





市民レース 50km【オーバー 60】 通過予想時間			
通過地点	摘要	先頭時間	関門打切時間
国営沖繩記念公園前	関門	8:08	8:30
今帰仁 天底	スプリント賞、関門	8:28	9:05
仲尾入口	関門	8:41	9:20
名護市宮庭球場前交差点	フィニッシュ地点	8:57	

市民レディースレース 50km通過予想時間			
通過地点	摘要	先頭時間	関門打切時間
国営沖繩記念公園前	関門	8:13	8:30
今帰仁 天底	スプリント賞、関門	8:35	9:05
仲尾入口	関門	8:48	9:20
名護市宮庭球場前交差点	フィニッシュ地点	9:04	

市民レース 50km【アンダー 39】 通過予想時間			
通過地点	摘要	先頭時間	関門打切時間
国営沖繩記念公園前	関門	7:30	8:30
今帰仁 天底	スプリント賞、関門	7:49	9:05
仲尾入口	関門	8:00	9:20
名護市宮庭球場前交差点	フィニッシュ地点	8:15	

市民レース 50km【フォーティー】 通過予想時間			
通過地点	摘要	先頭時間	関門打切時間
国営沖繩記念公園前	関門	7:36	8:30
今帰仁 天底	スプリント賞、関門	7:55	9:05
仲尾入口	関門	8:06	9:20
名護市宮庭球場前交差点	フィニッシュ地点	8:21	


市民レース 50km【フィフティー】 通過予想時間			
通過地点	摘要	先頭時間	関門打切時間
国営沖繩記念公園前	関門	7:42	8:30
今帰仁 天底	スプリント賞、関門	8:01	9:05
仲尾入口	関門	8:12	9:20
名護市宮庭球場前交差点	フィニッシュ地点	8:27	

中学生レース 50km通過予想時間			
通過地点	摘要	先頭時間	関門打切時間
国営沖繩記念公園前	関門	8:02	8:30
今帰仁 天底	スプリント賞、関門	8:21	9:05
仲尾入口	関門	8:34	9:20
名護市宮庭球場前交差点	フィニッシュ地点	8:50	

チャレンジレース 50km【アンダー 39】 通過予想時間			
通過地点	摘要	先頭時間	関門打切時間
国営沖繩記念公園前	関門	8:16	8:30
今帰仁 天底	スプリント賞、関門	8:40	9:05
仲尾入口	関門	8:58	9:20
名護市宮庭球場前交差点	フィニッシュ地点	9:15	

チャレンジレース 50km【フォーティー】 通過予想時間			
通過地点	摘要	先頭時間	関門打切時間
国営沖繩記念公園前	関門	8:14	8:30
今帰仁 天底	スプリント賞、関門	8:38	9:05
仲尾入口	関門	8:56	9:20
名護市宮庭球場前交差点	フィニッシュ地点	9:13	

チャレンジレース 50km【オーバー 50】 通過予想時間			
通過地点	摘要	先頭時間	関門打切時間
国営沖繩記念公園前	関門	8:12	8:30
今帰仁 天底	スプリント賞、関門	8:36	9:05
仲尾入口	関門	8:54	9:20
名護市宮庭球場前交差点	フィニッシュ地点	9:11	



Event Original Cycling Wear (Original / Black / White)



Event Original Racer Pants



Event Original Cycling Cap (Black / White)



Event Original Squeeze Bottle



Event Original Bar End Caps



Event Original Sacoche



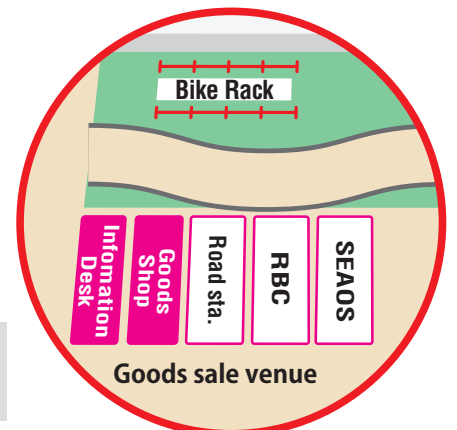
Polo shirt(White)



Event Original Tote Bag



Event Original Sacoche



Goods sale venue